

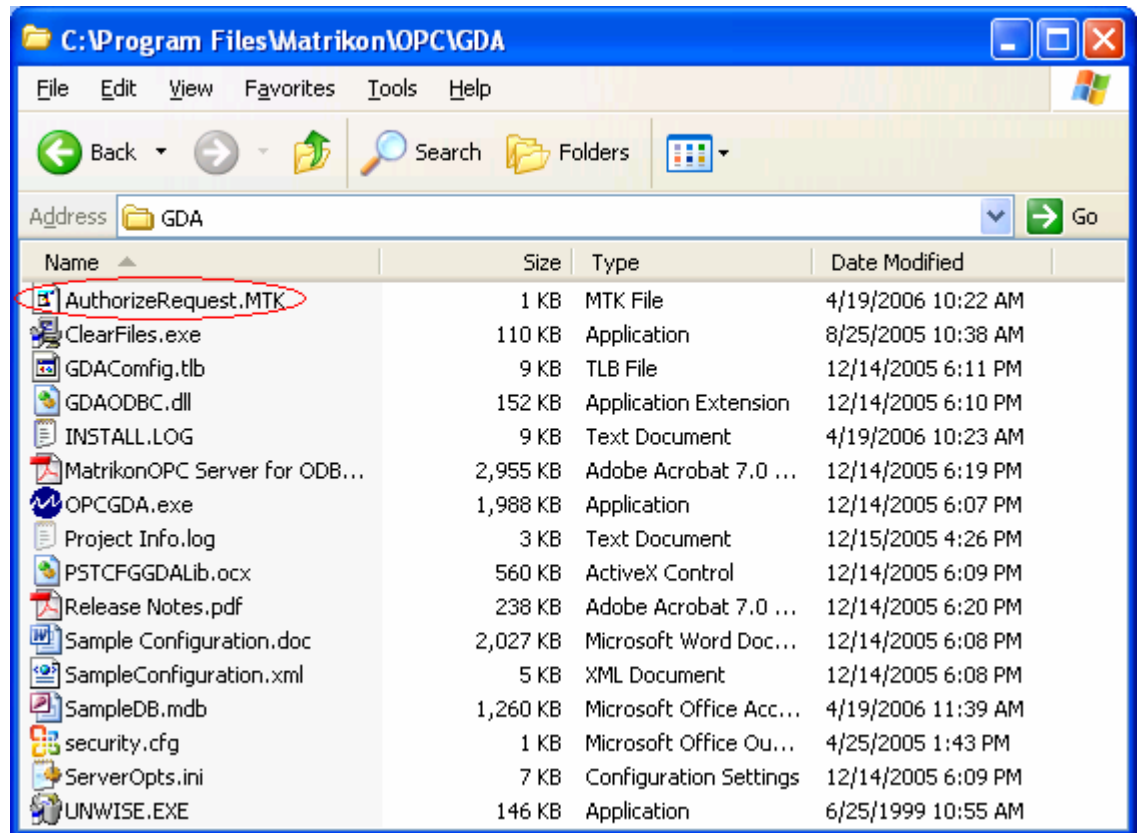
# Installing MatrikonOPC Software Licensing

April 20, 2006

MatrikonOPC software licensing allows you to license your MatrikonOPC software using an authorization file obtained through our licensing team. You will be required to send a file from the installation machine to the licensing team via E-Mail. If this is not possible, please contact your account manager for hardware licensing.

## SETUP

1. Install your software. Please refer to the documentation provided with the application for further information.
2. Navigate to the to the server install directory (C:\Program Files\Matrikon\OPC[Server Name] by default)
3. Take the AuthorizeRequest.mtk file from this directory and send it to [opc.license@matrikon.com](mailto:opc.license@matrikon.com)



**Matrikon Inc.**  
10405 Jasper Avenue  
Suite 1800  
Edmonton, AB T5J 3N4  
Canada

**Phone**  
780-448-1010

**Fax**  
780-448-9191

**MatrikonOPC Site :**  
[www.MatrikonOPC.com](http://www.MatrikonOPC.com)

**OPC Support Site :**  
[www.OPCSupport.com](http://www.OPCSupport.com)

CANADA  
Edmonton, Alberta  
Calgary, Alberta  
Fort McMurray, Alberta  
Vancouver, British Columbia  
Toronto, Ontario  
Quebec City, Quebec

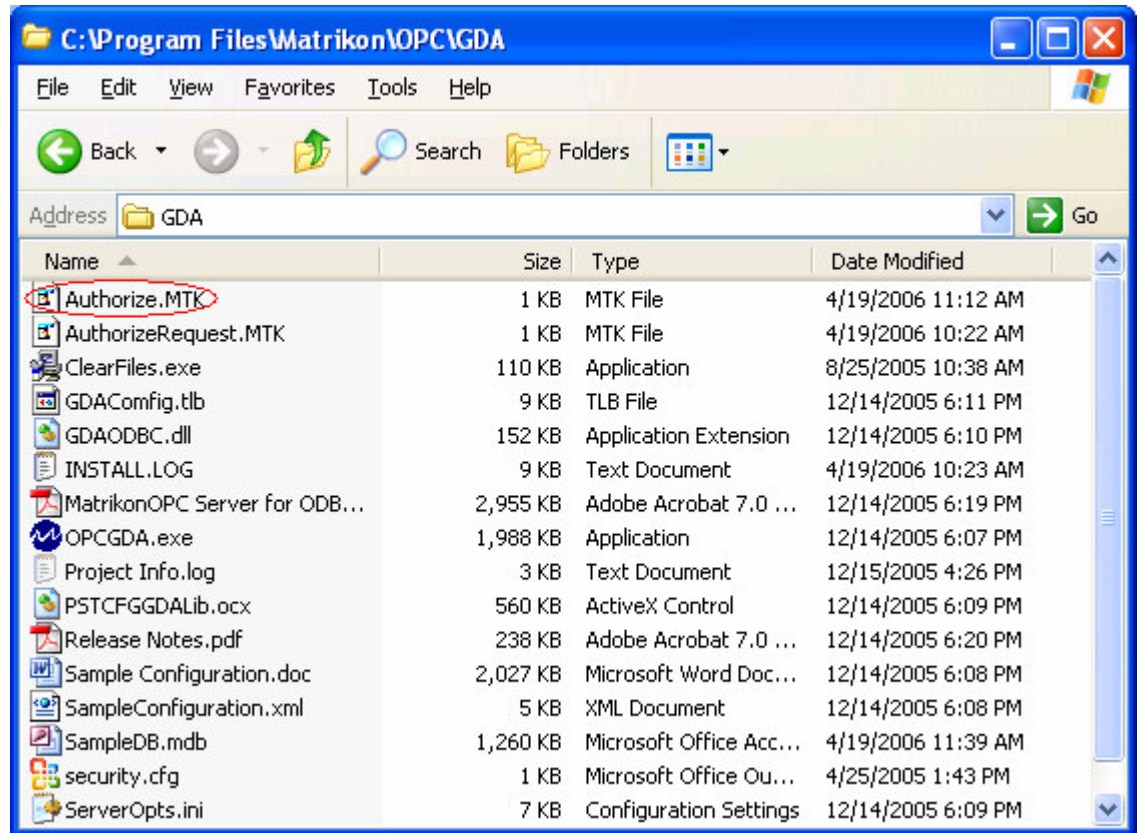
AUSTRALIA  
Newcastle, New South Wales  
Brisbane, Queensland  
Gladstone, Queensland  
Melbourne, Victoria  
Perth, Western Australia

USA  
St. Louis, Missouri  
Houston, Texas  
New York, New York

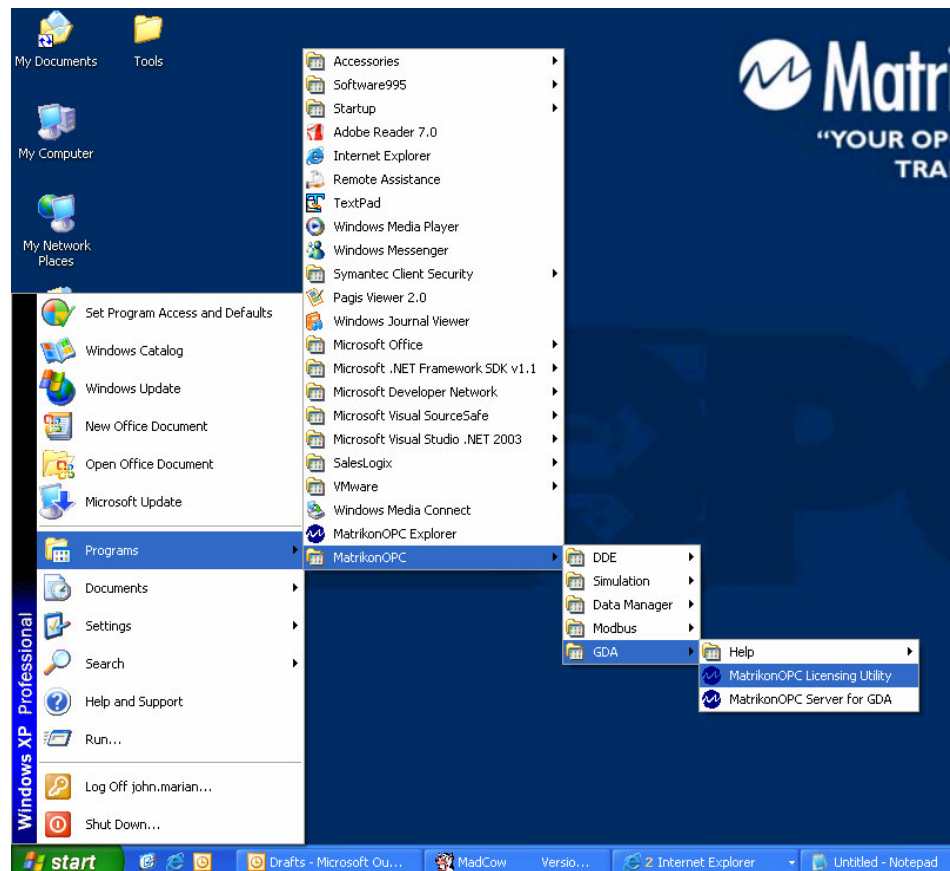
EUROPE  
Aberdeen, Scotland

MIDDLE EAST  
Al Khubar, Saudi Arabia

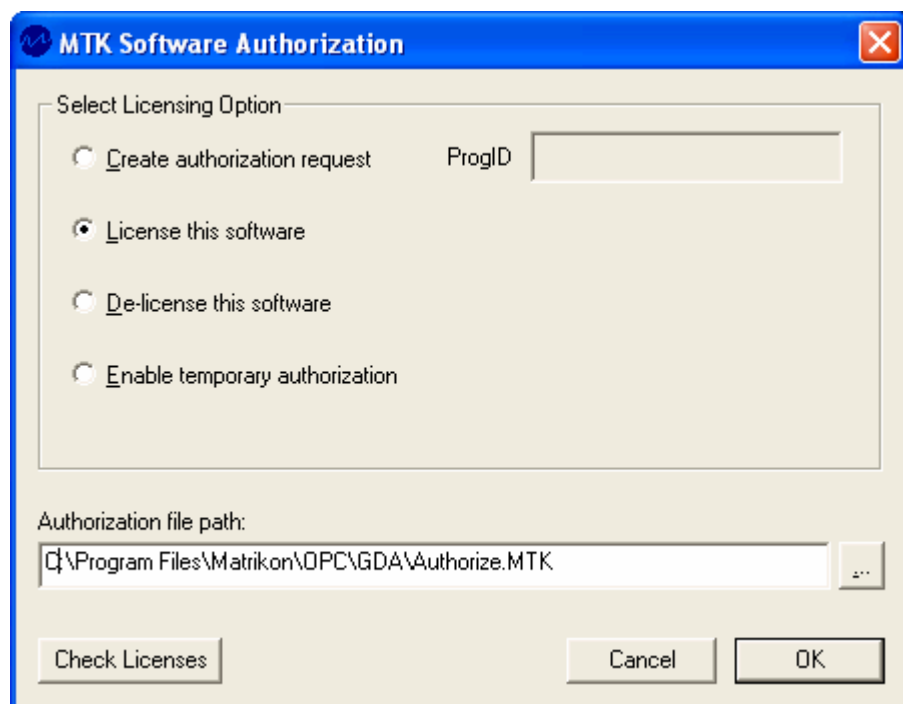
4. The licensing team will respond via email with an Authorize.mtk file. Place this file into the server install directory.



5. Click Start->Programs->MatrikonOPC->[Server Name]->MatrikonOPC Licensing Utility.



6. Select License this software. Verify the Authorization file path is set to :\\Program Files\\Matrikon\\OPC\\[Server Name]\\Authorize.MTK



7. Click Ok.

8. A message will appear on screen confirming the server is now licensed.



If you have any questions or concerns regarding this information, please contact MatrikonOPC Support or visit the Support web site at [www.OPCSupport.com](http://www.OPCSupport.com).

OPC Support Line: (780)945-4011

OPC Support Email: [Support@MatrikonOPC.com](mailto:Support@MatrikonOPC.com)